

SHARP

UP-X200
Hand Held Terminal

KE Supplies Ltd
Tel Bolton 01204 380808
email: info@kesupplies.co.uk



THE MOBILE POINT OF SALE SOLUTION



SHARP EPOS SOLUTIONS

- Lightweight, portable hand held device for ease of operation
- Robust and rugged design for improved reliability and durability
- CGS Screen providing optimum performance in all environments
- Superior extended battery life
- Windows CE 4.2 Net operating system
- Wireless communication (Wi-Fi)
- Charging options

www.kesupplies.co.uk

SPECIFICATION & CONFIGURATIONS

The Sharp UP-X200 hand held device is designed with functionality in mind but built within a rugged and robust terminal for improved durability. With Wireless communication the UP-X200 can expand the areas in which customer transactions take place, providing the opportunity for greater customer throughput and improved sales levels.

UP-X200		
SPECIFICATION		
ITEM		
Display	Type	4" Semi-transparent CGS colour LCD with backlighting
	Resolution	480 x 640/240 x 320 dots (selectable)
Keyboard	Type	Touch panel, numeric keys
CPU	Type	Intel PX255
Memory	Flash ROM	64 Meg
	RAM	Std. 128MB (SDRAM)
Network		1 x CF II Card slot used for Wi-Fi card supplied
Wi-Fi		8021A (11Mbps)
OS		Microsoft WIN CE 4.2 NET
Dimensions (w x d x h)		77 x 187 x 25mm
Weight		340g/12.0oz
Power Source		Operating battery EA-BL08 3.7V (DC) lithium-ion, Memory back up battery: 3.0V (DC) built in
Power Consumption		Operating 2.6W
Battery Life		Greater than 9 hours* *1 transaction per minute
Working Temperature		5~35°C/41~95°F
Accessories:		Rechargeable battery (EA-BL08) (2 Pieces) Stylus (inserted in the mobile terminal) Hand strap (1 piece) Hardware operation manual

■ Specifications and appearance subject to change for improvement without notice.

CHARGING OPTIONS

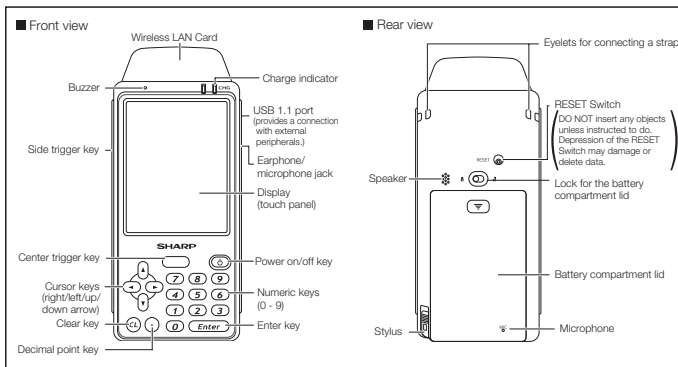
Cradle Charger UP-B01CH

Dimensions (w x d x h) 83 x 106 x 106mm
Weight 157g/5.5oz

Battery Charger UP-P01CH

Dimensions (w x d x h) 65 x 80 x 26.5mm
Weight 75g/2.6oz


PRODUCT LAYOUT



Sharp Electronics (UK) Limited,
Sherbourne House, Croxley Business Park,
Watford, Hertfordshire WD18 8WT
Telephone: 0800 915 6644
Website: www.sharpinbusiness.co.uk

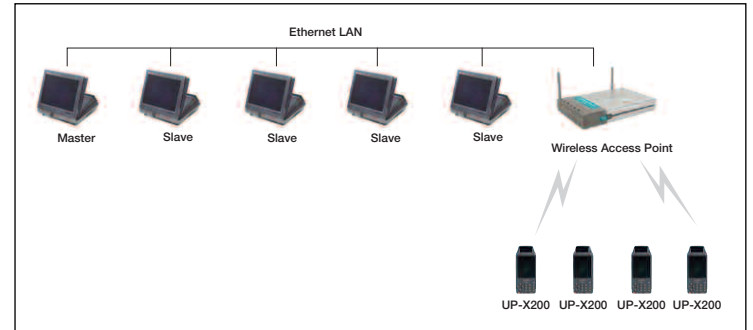
*Microsoft and Windows are registered trademarks of Microsoft corporation in the USA and /or other countries.
*Screen Displays shown in this datasheet are photographic demonstration images only.
*Specifications and designs are subject to change without notice.

MOBILE CONFIGURATION



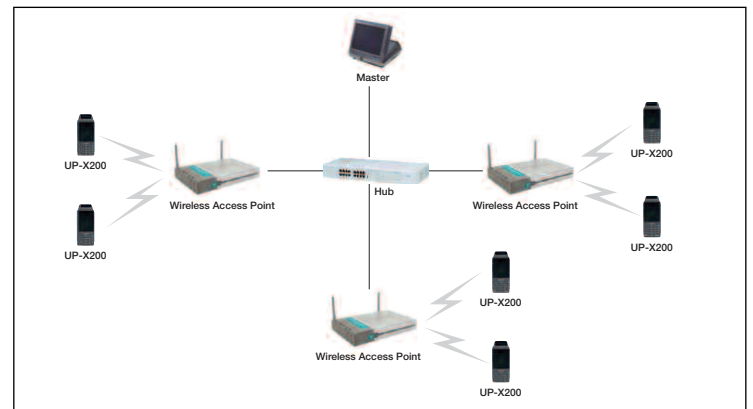
Configuration 1 sees a single UP-X500 set up as a master terminal holding all the product data. The UP-X200's then communicate with the master terminal via the wireless access point to access all product information from the terminal. This diagram shows a number of UP-X200 terminals working on the floor accessing the data on the master terminal via the Wi-Fi access point.

BACK OFFICE PC CONFIGURATION



Configuration 2 is essentially the same as Configuration 1 however it shows an expanded network of EPoS terminals. The UP-X200's are still communicating with the Master Terminal, which holds the product data, via a wireless access point.

BACK OFFICE/HEAD OFFICE PC CONFIGURATION



Configuration 3 shows how the system would operate over a much larger area. i.e. a hospitality outlet spread over multiple floors or split within multiple rooms. With this scenario further Wi-Fi wireless access points are typically required to extend the total Wi-Fi coverage area. All UP-X200's would still communicate with the master terminal via the Wi-Fi access points and central hub to access product data.

